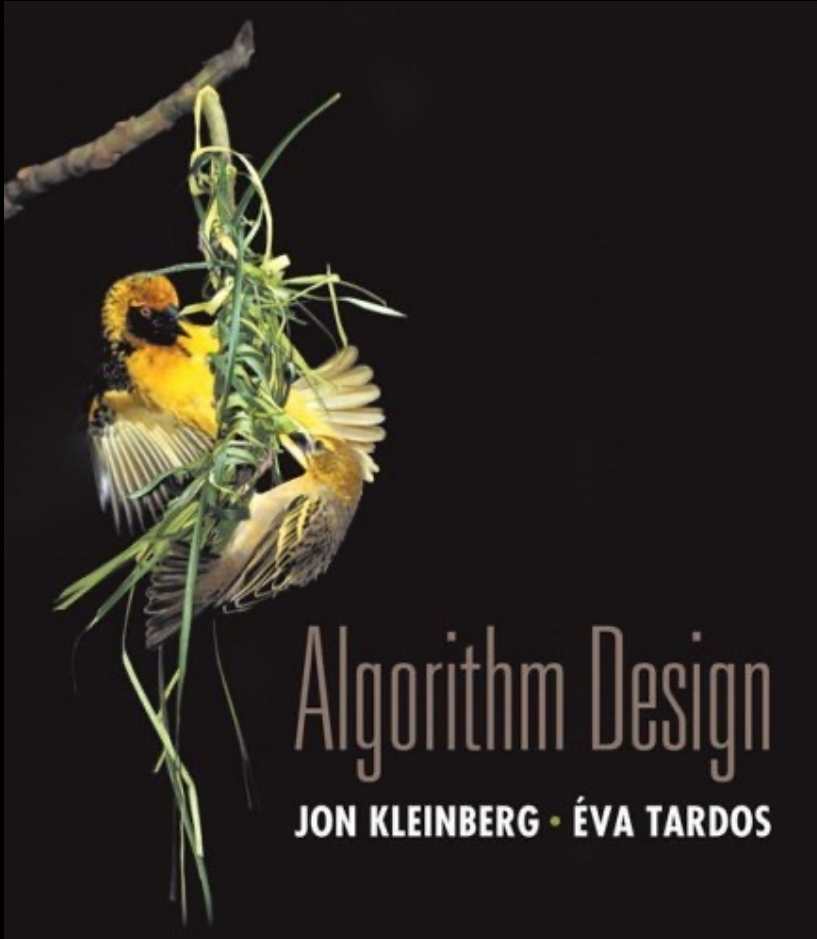


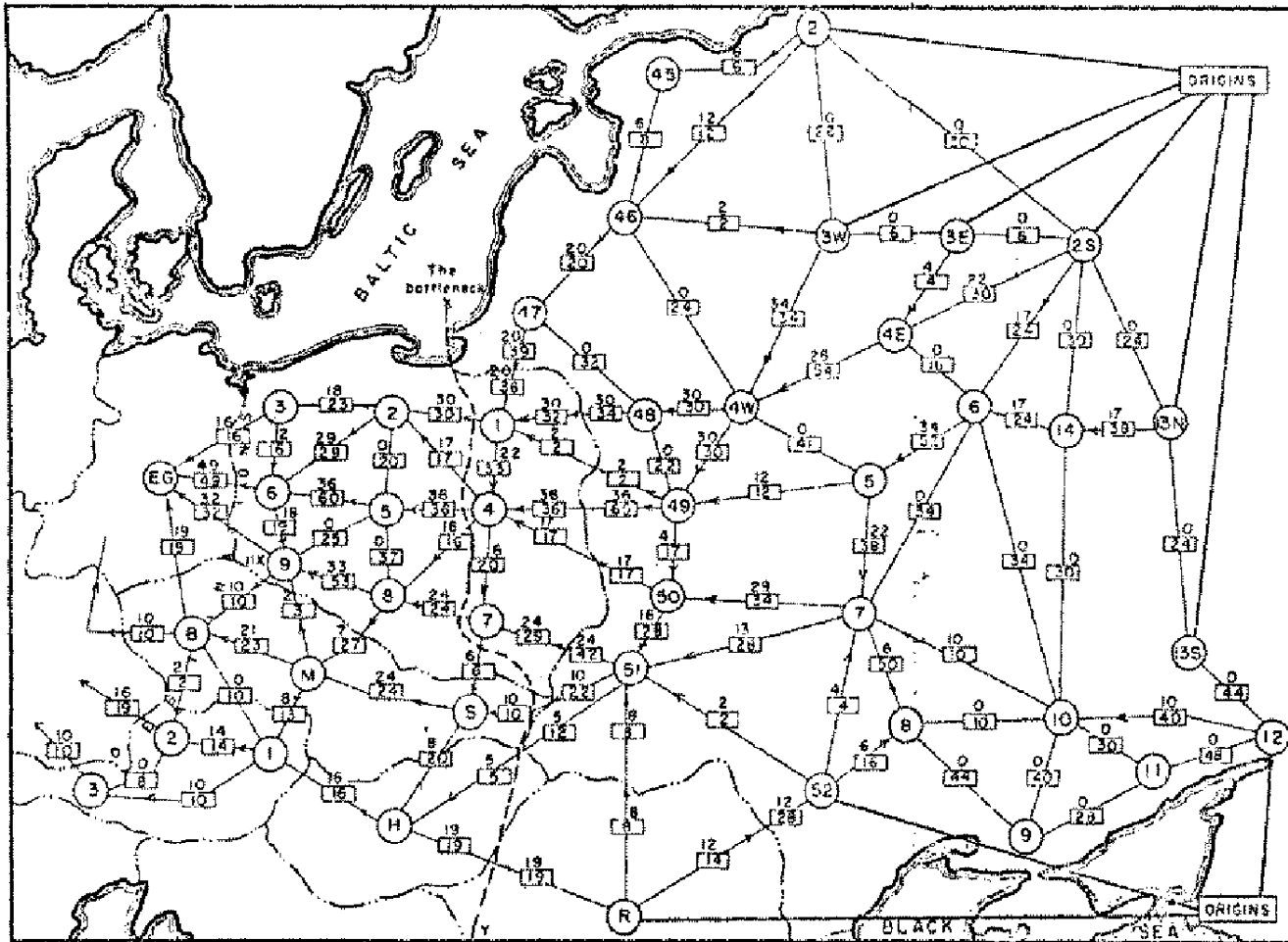
Chapter 7

Network Flow



Soviet Rail Network, 1955

Two different views: Russians on max flow, Americans on min cut

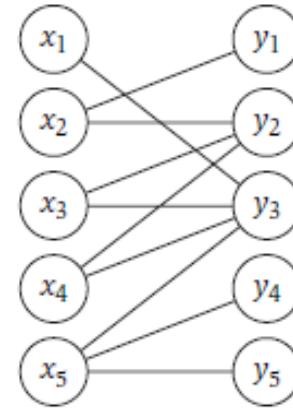


Reference: *On the history of the transportation and maximum flow problems.*
Alexander Schrijver in *Math Programming*, 91: 3, 2002.

Maximum Flow and Minimum Cut

Max flow and min cut.

- Two very rich algorithmic problems.
- Cornerstone problems in combinatorial optimization.
- Beautiful mathematical duality.



Nontrivial applications / reductions.

- Data mining.
- Open-pit mining.
- Project selection.
- Airline scheduling.
- **Bipartite matching.**
- Baseball elimination.
- Image segmentation.
- Network connectivity.
- Network reliability.
- Distributed computing.
- Egalitarian stable matching.
- Security of statistical data.
- Network intrusion detection.
- Multi-camera scene reconstruction.
- Many many more ...

Efficient Implementation of Max-Flow: Edmonds-Karp 1972

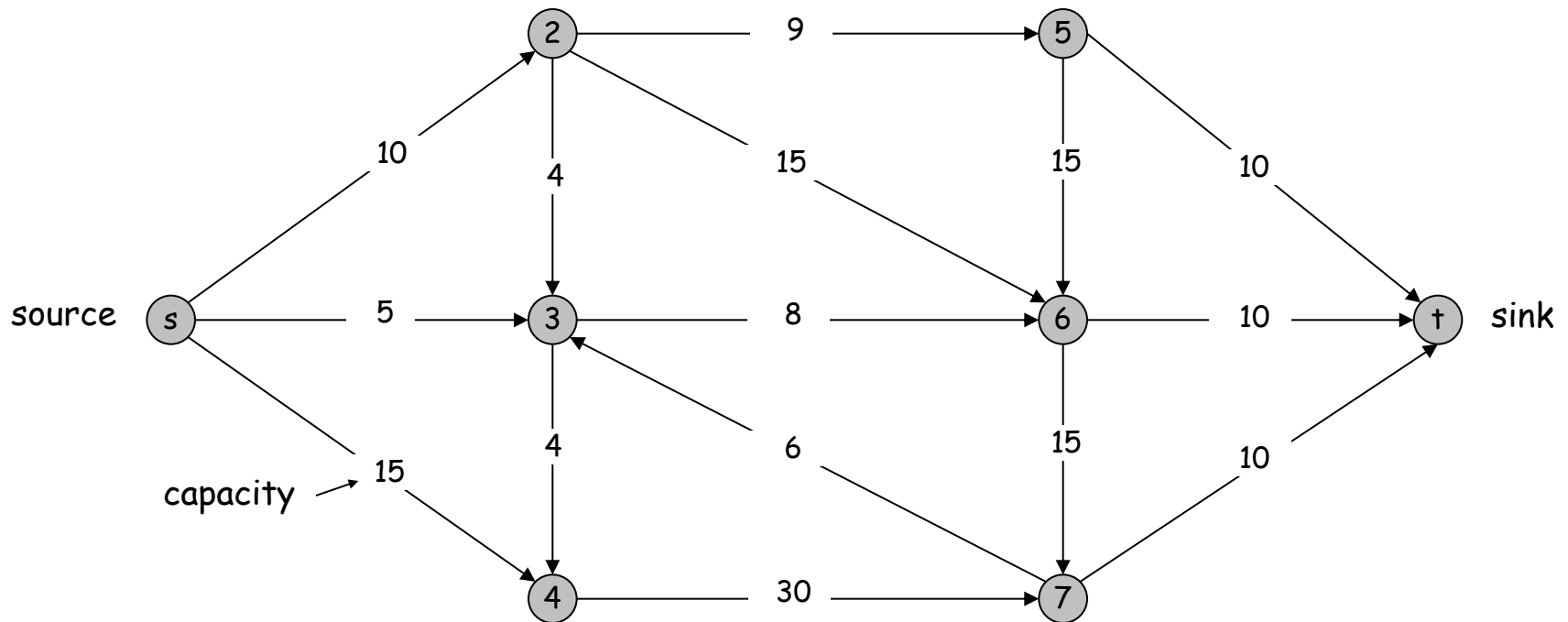


Prof. Richard Karp, Turing Laureate, visited CIS Temple U. in 2012

Minimum Cut Problem

Flow network.

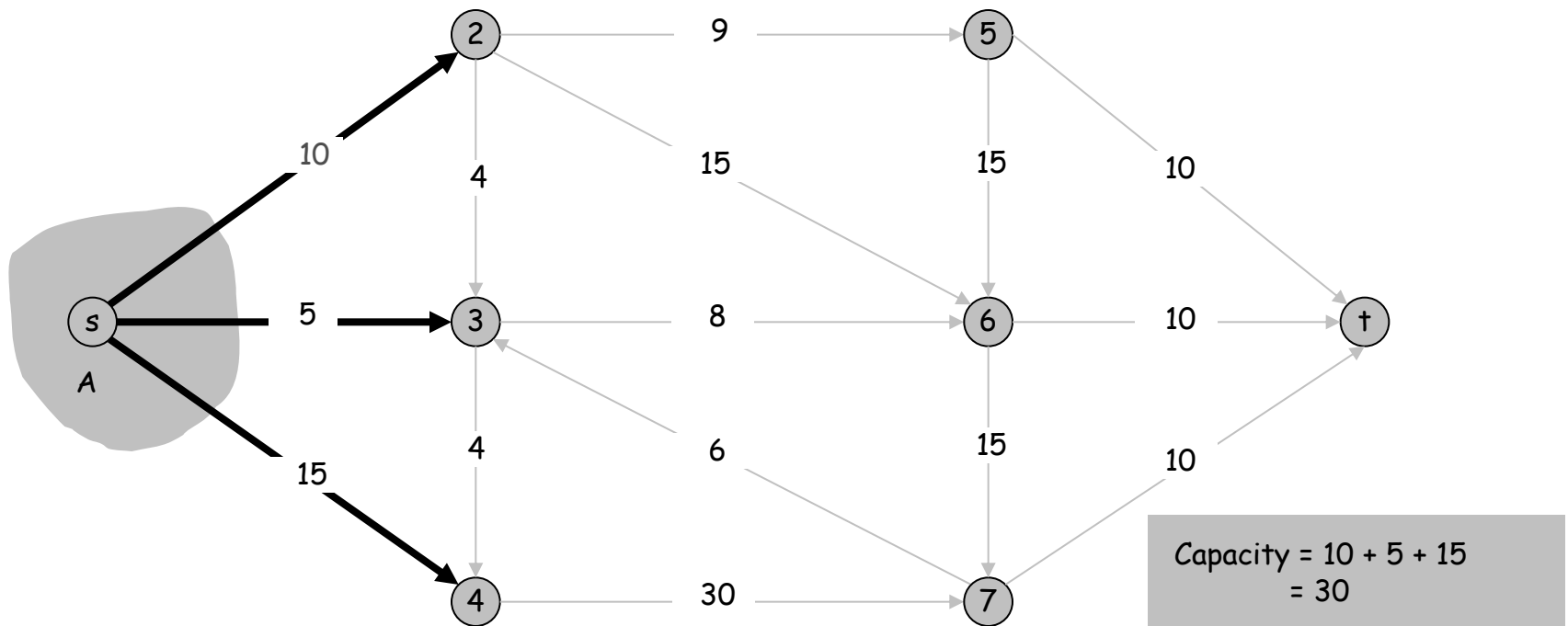
- Abstraction for material **flowing** through the edges.
- $G = (V, E)$ = directed graph, no parallel edges.
- Two distinguished nodes: s = source, t = sink.
- $c(e)$ = capacity of edge e .



Cuts

Def. An **s-t cut** is a partition (A, B) of V with $s \in A$ and $t \in B$.

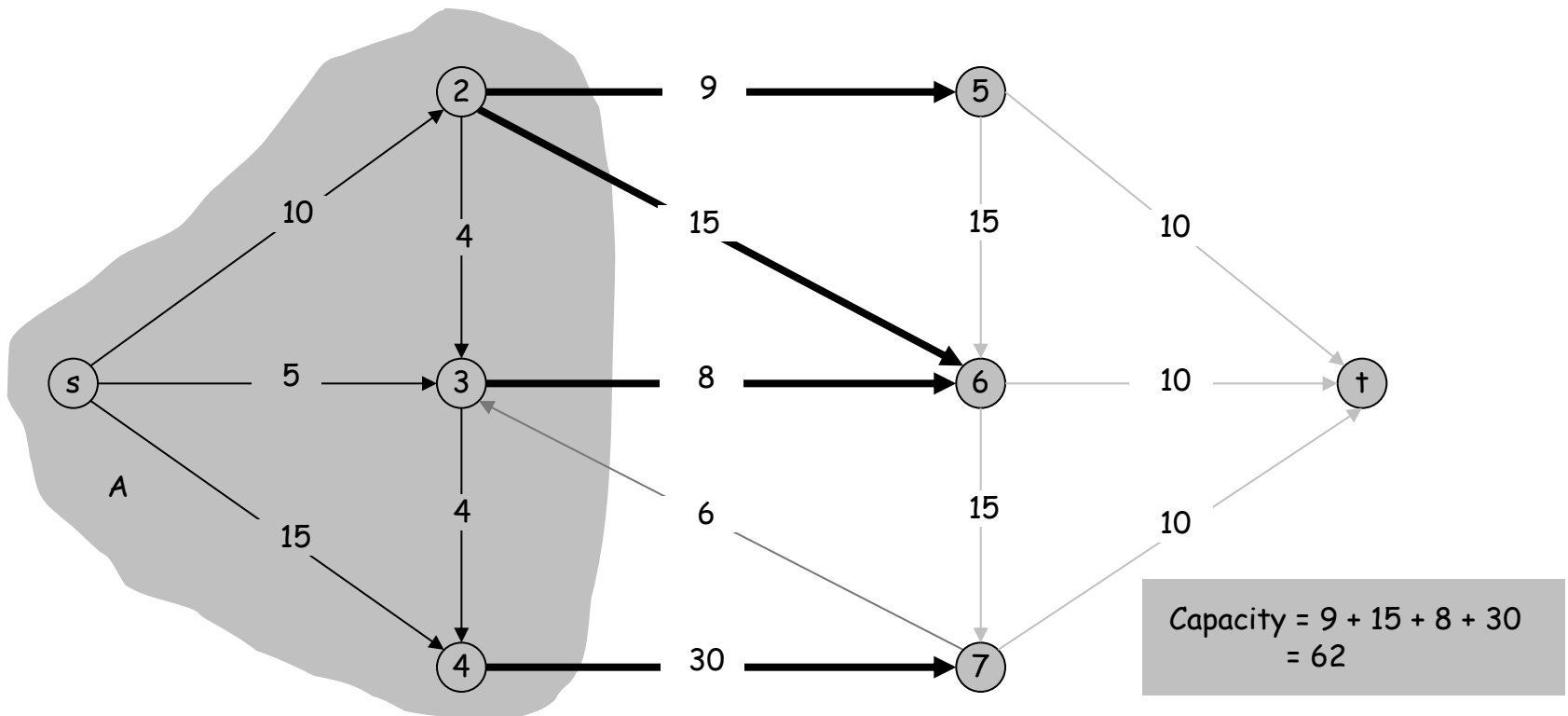
Def. The **capacity** of a cut (A, B) is: $cap(A, B) = \sum_{e \text{ out of } A} c(e)$



Cuts

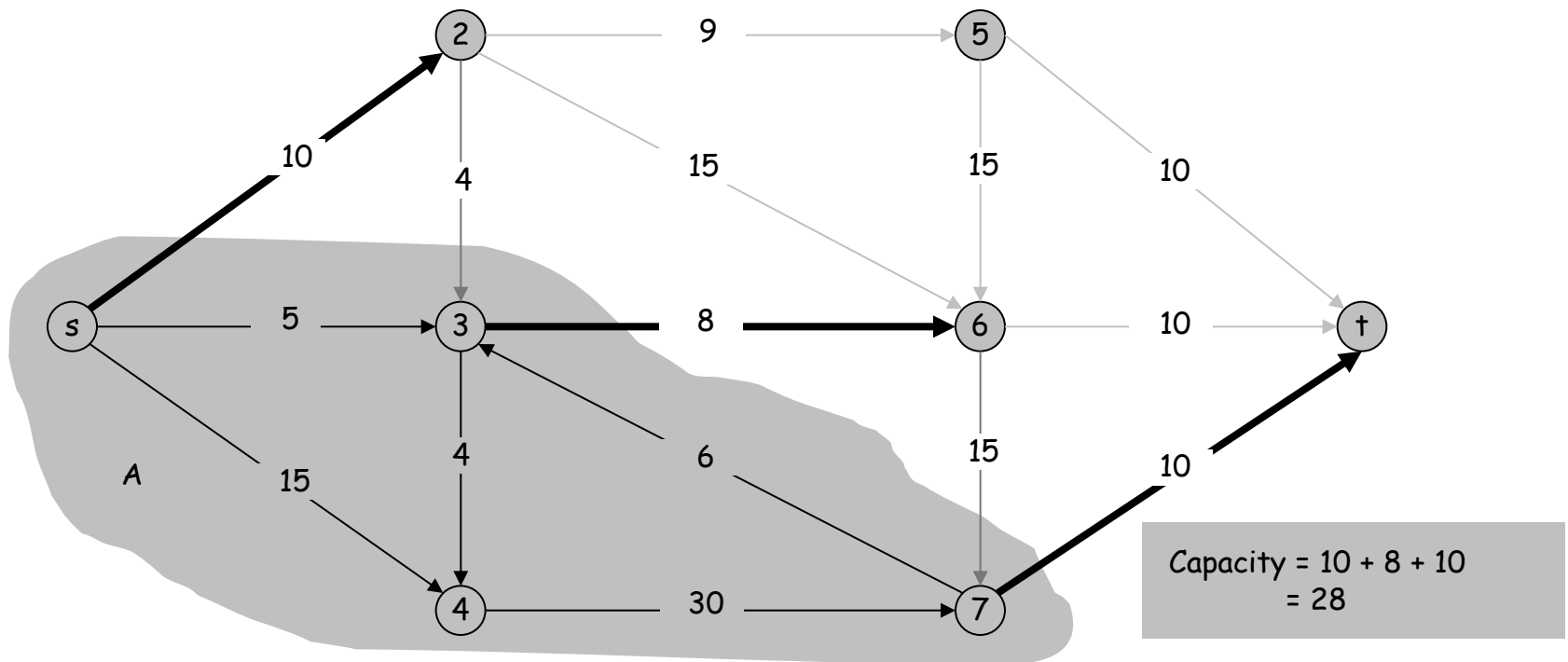
Def. An **s-t cut** is a partition (A, B) of V with $s \in A$ and $t \in B$.

Def. The **capacity** of a cut (A, B) is: $cap(A, B) = \sum_{e \text{ out of } A} c(e)$



Minimum Cut Problem

Min s-t cut problem. Find an s-t cut of minimum capacity.

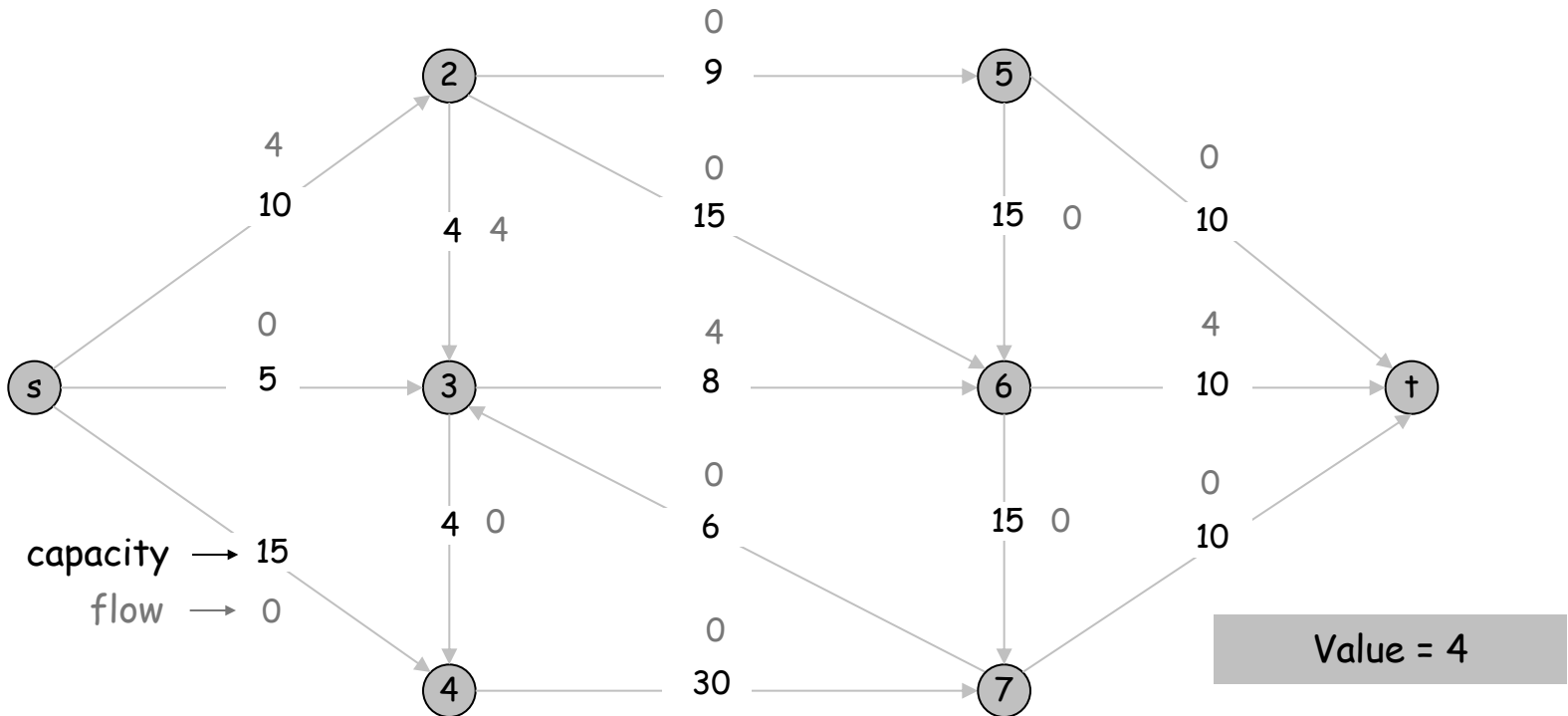


Flows

Def. An **s-t flow** is a function that satisfies:

- For each $e \in E$: $0 \leq f(e) \leq c(e)$ [capacity]
- For each $v \in V - \{s, t\}$: $\sum_{e \text{ in to } v} f(e) = \sum_{e \text{ out of } v} f(e)$ [conservation]

Def. The **value** of a flow f is: $v(f) = \sum_{e \text{ out of } s} f(e)$.

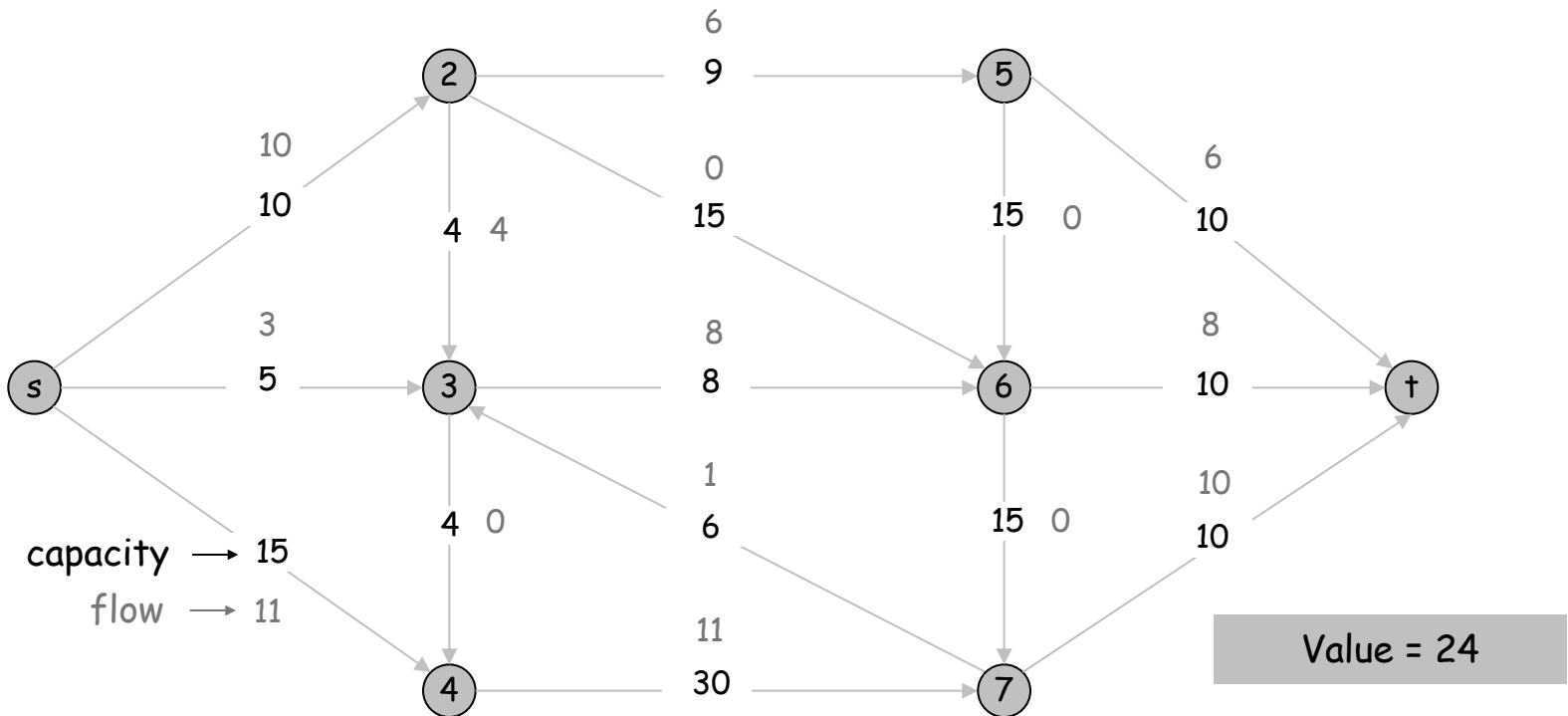


Flows

Def. An **s-t flow** is a function that satisfies:

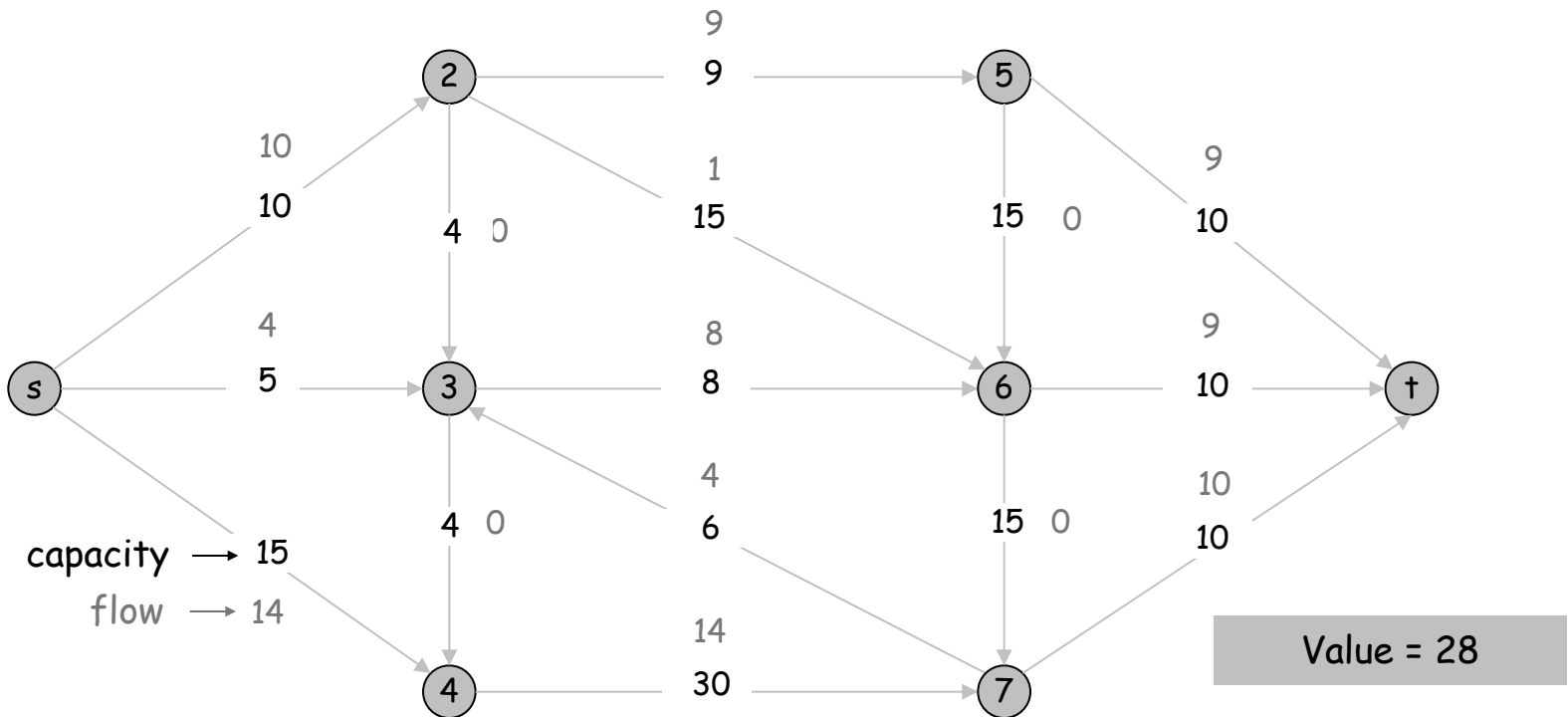
- For each $e \in E$: $0 \leq f(e) \leq c(e)$ [capacity]
- For each $v \in V - \{s, t\}$: $\sum_{e \text{ in to } v} f(e) = \sum_{e \text{ out of } v} f(e)$ [conservation]

Def. The **value** of a flow f is: $v(f) = \sum_{e \text{ out of } s} f(e)$.



Maximum Flow Problem

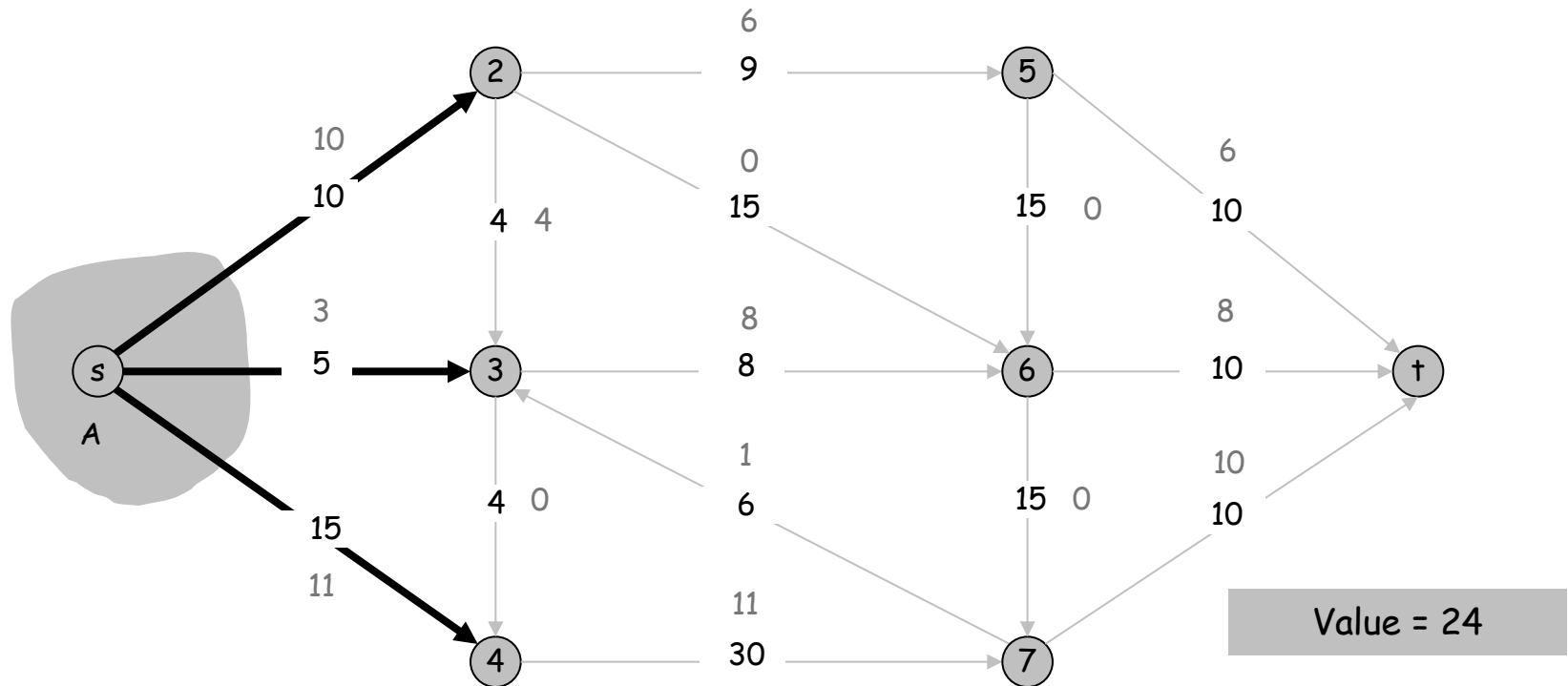
Max flow problem. Find s-t flow of maximum value.



Flows and Cuts

Flow value lemma. Let f be any flow, and let (A, B) be any s - t cut. Then, the net flow sent across the cut is equal to the amount leaving s .

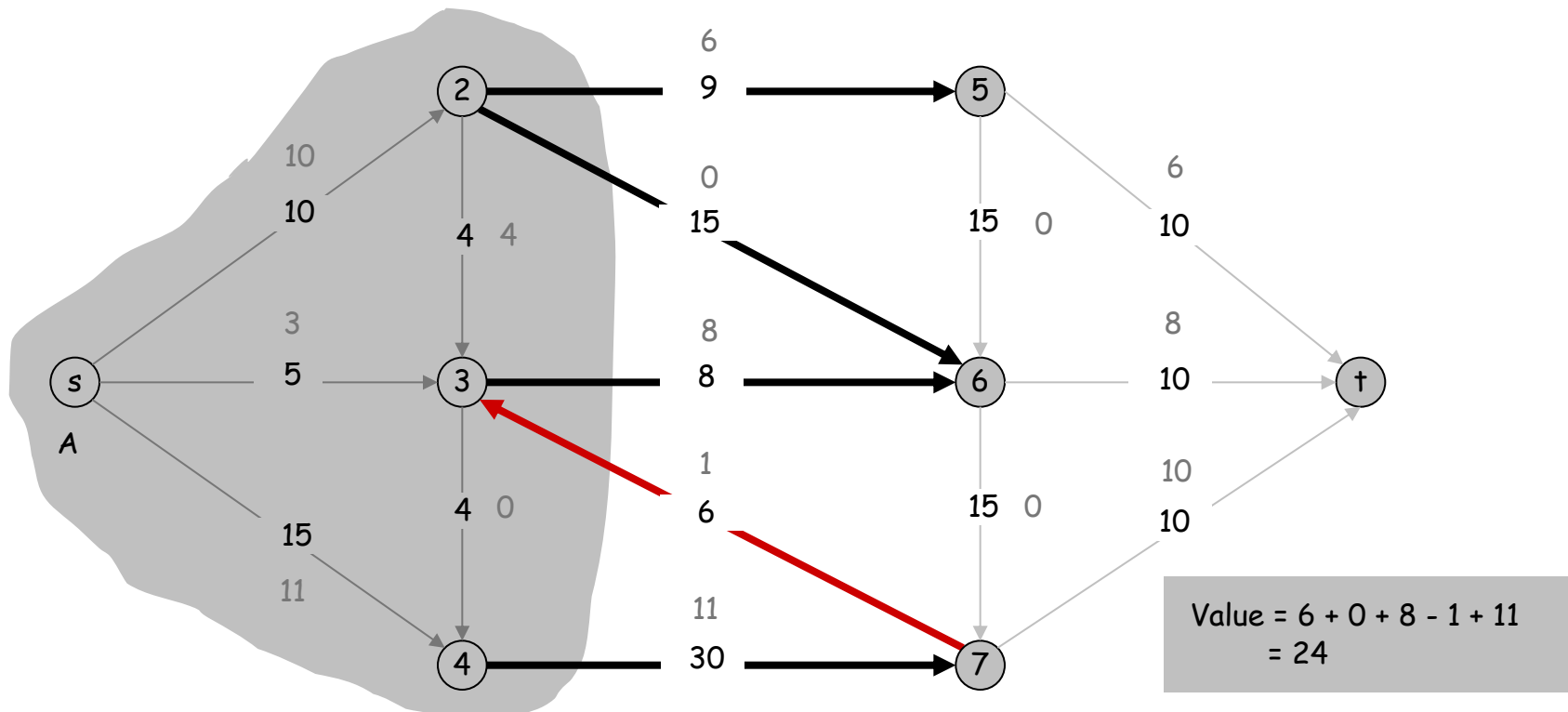
$$\sum_{e \text{ out of } A} f(e) - \sum_{e \text{ in to } A} f(e) = v(f)$$



Flows and Cuts

Flow value lemma. Let f be any flow, and let (A, B) be any s - t cut. Then, the net flow sent across the cut is equal to the amount leaving s .

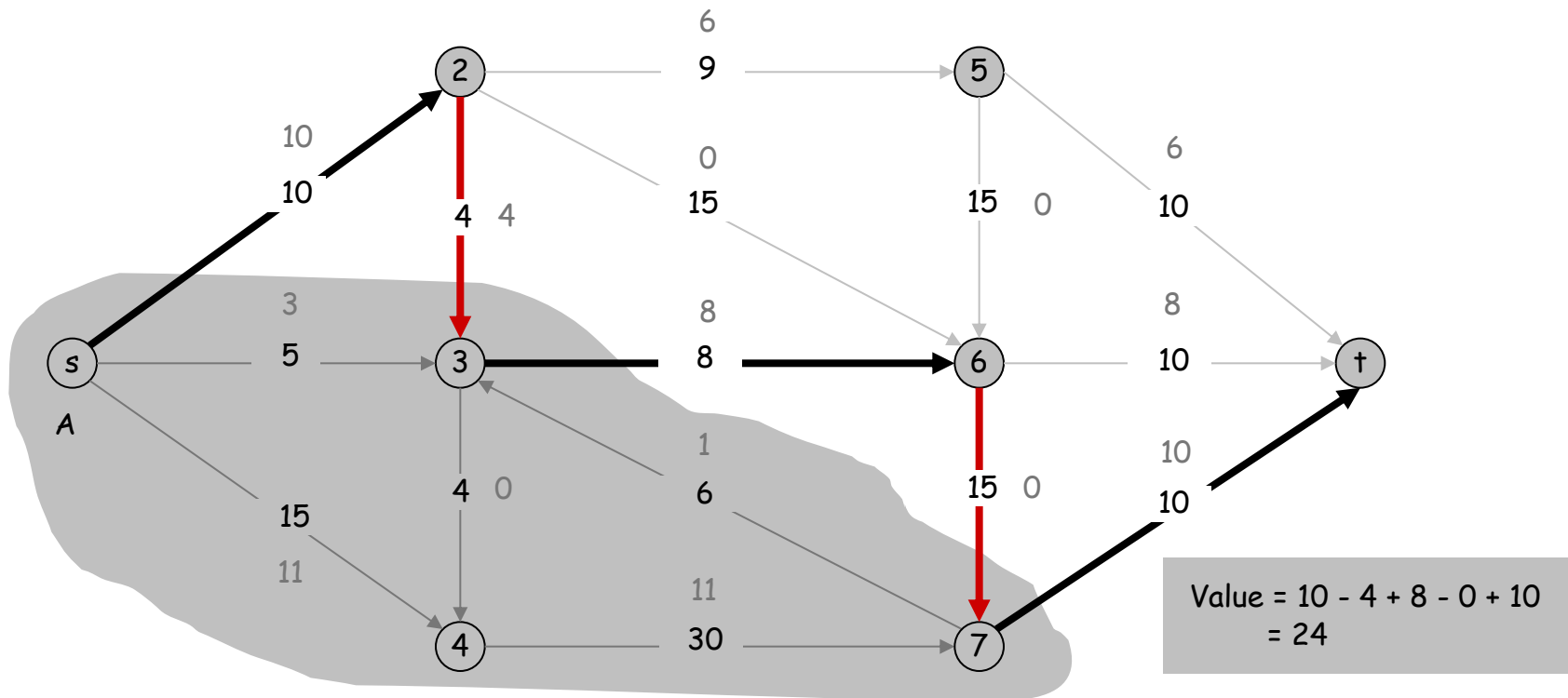
$$\sum_{e \text{ out of } A} f(e) - \sum_{e \text{ in to } A} f(e) = v(f)$$



Flows and Cuts

Flow value lemma. Let f be any flow, and let (A, B) be any s - t cut. Then, the net flow sent across the cut is equal to the amount leaving s .

$$\sum_{e \text{ out of } A} f(e) - \sum_{e \text{ in to } A} f(e) = v(f)$$



Flows and Cuts

Flow value lemma. Let f be any flow, and let (A, B) be any s - t cut. Then

$$\sum_{e \text{ out of } A} f(e) - \sum_{e \text{ in to } A} f(e) = v(f).$$

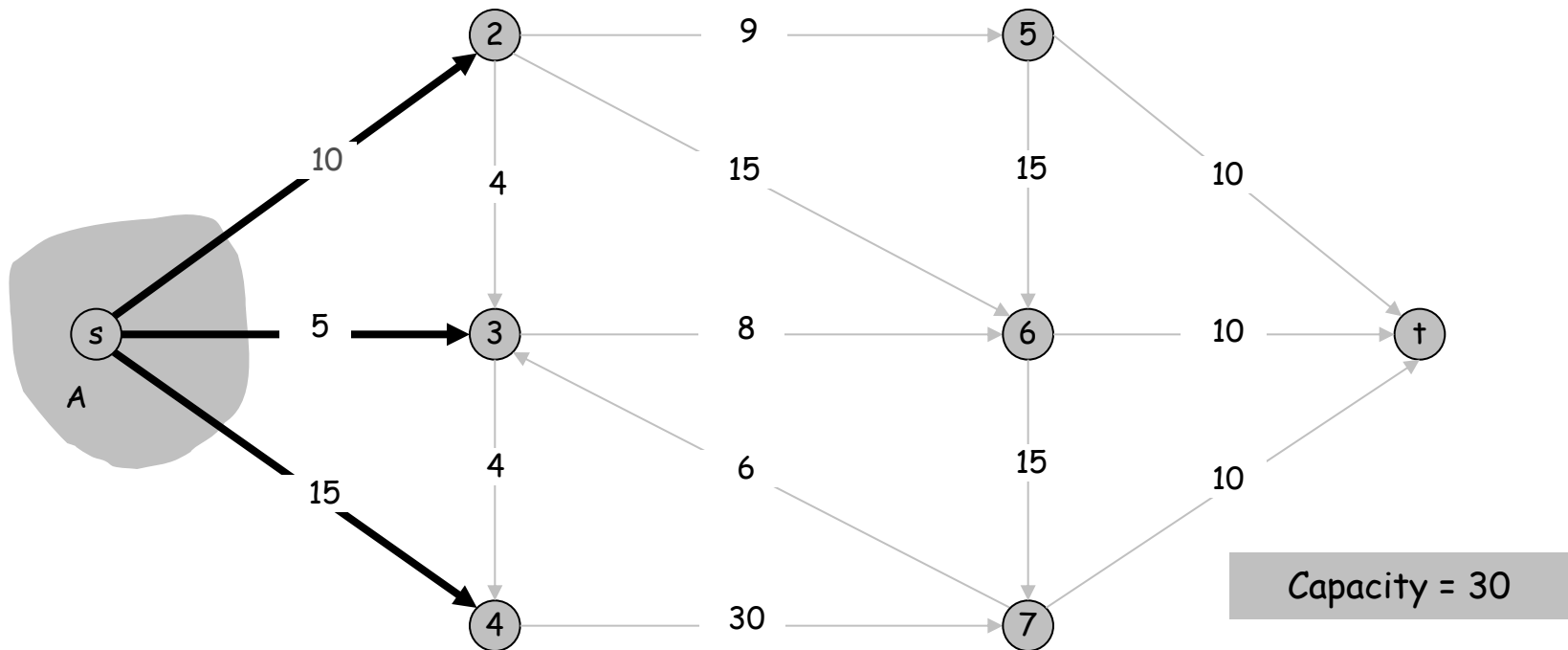
Pf.

$$\begin{aligned} v(f) &= \sum_{e \text{ out of } s} f(e) \\ \text{by flow conservation, all terms} &\rightarrow = \sum_{v \in A} \left(\sum_{e \text{ out of } v} f(e) - \sum_{e \text{ in to } v} f(e) \right) \\ \text{except } v = s \text{ are } 0 & \\ &= \sum_{e \text{ out of } A} f(e) - \sum_{e \text{ in to } A} f(e). \end{aligned}$$

Flows and Cuts

Weak duality. Let f be any flow, and let (A, B) be any s - t cut. Then the value of the flow is at most the capacity of the cut.

Cut capacity = 30 \Rightarrow Flow value \leq 30

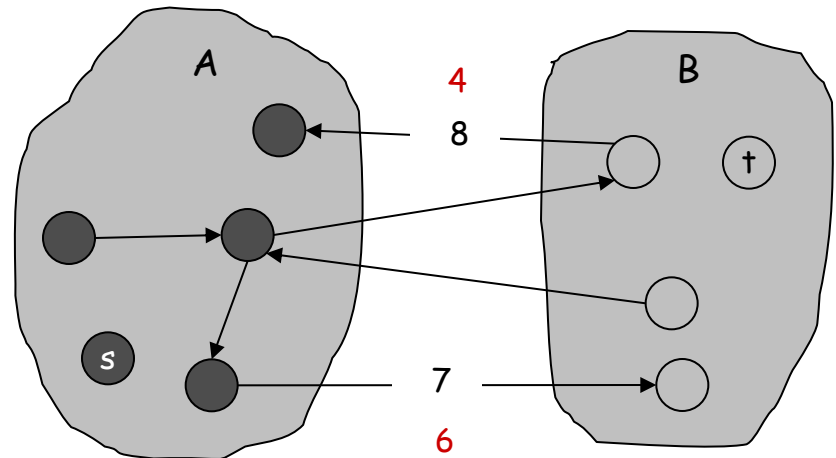


Flows and Cuts

Weak duality. Let f be any flow. Then, for any s - t cut (A, B) we have $v(f) \leq \text{cap}(A, B)$.

Pf.

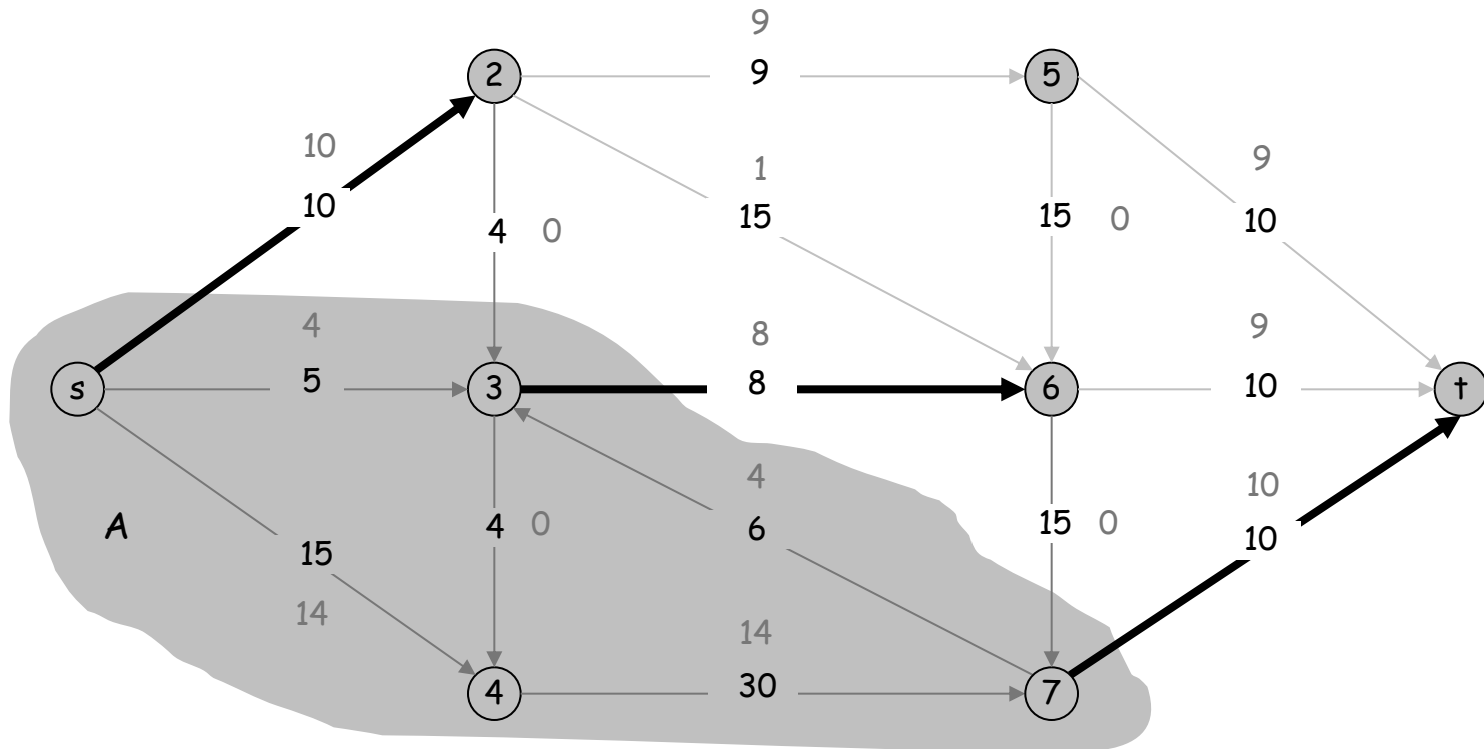
$$\begin{aligned} v(f) &= \sum_{e \text{ out of } A} f(e) - \sum_{e \text{ in to } A} f(e) \\ &\leq \sum_{e \text{ out of } A} c(e) \\ &\leq \sum_{e \text{ out of } A} c(e) \\ &= \text{cap}(A, B) \quad \blacksquare \end{aligned}$$



Certificate of Optimality

Corollary. Let f be any flow, and let (A, B) be any cut. If $v(f) = \text{cap}(A, B)$, then f is a max flow and (A, B) is a min cut.

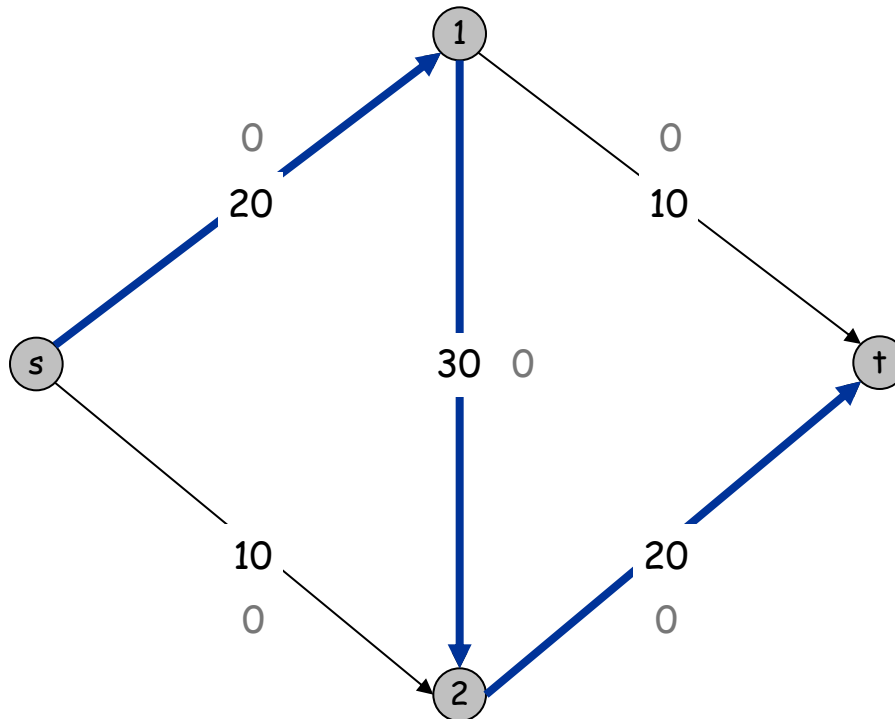
Value of flow = 28
 Cut capacity = 28 \Rightarrow Flow value \leq 28



Towards a Max Flow Algorithm

Greedy algorithm.

- Start with $f(e) = 0$ for all edge $e \in E$.
- Find an s - t path P where each edge has $f(e) < c(e)$.
- Augment flow along path P .
- Repeat until you get stuck.

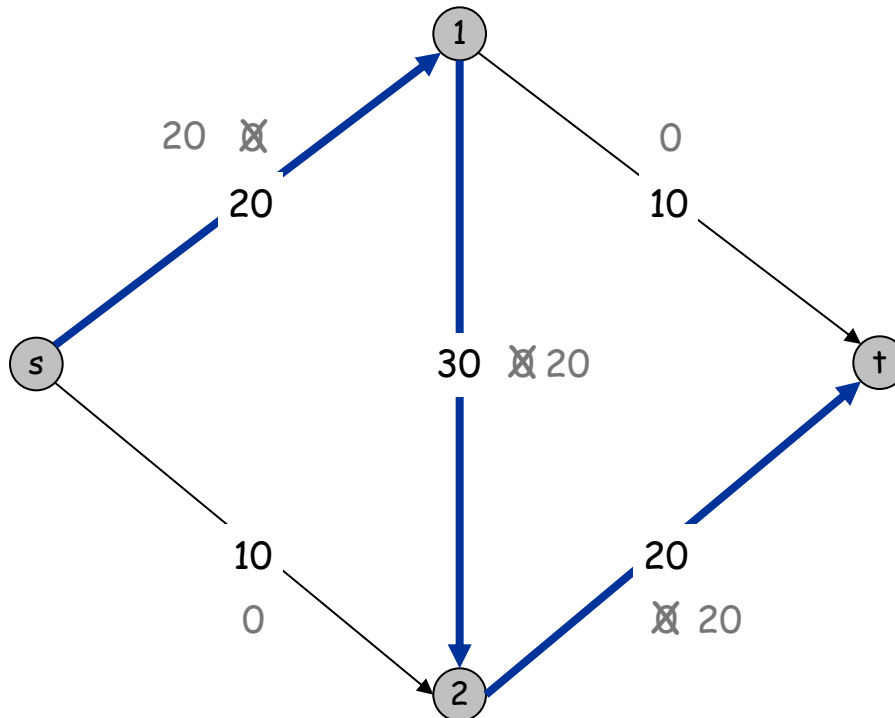


Flow value = 0

Towards a Max Flow Algorithm

Greedy algorithm.

- Start with $f(e) = 0$ for all edge $e \in E$.
- Find an s - t path P where each edge has $f(e) < c(e)$.
- Augment flow along path P .
- Repeat until you get stuck.



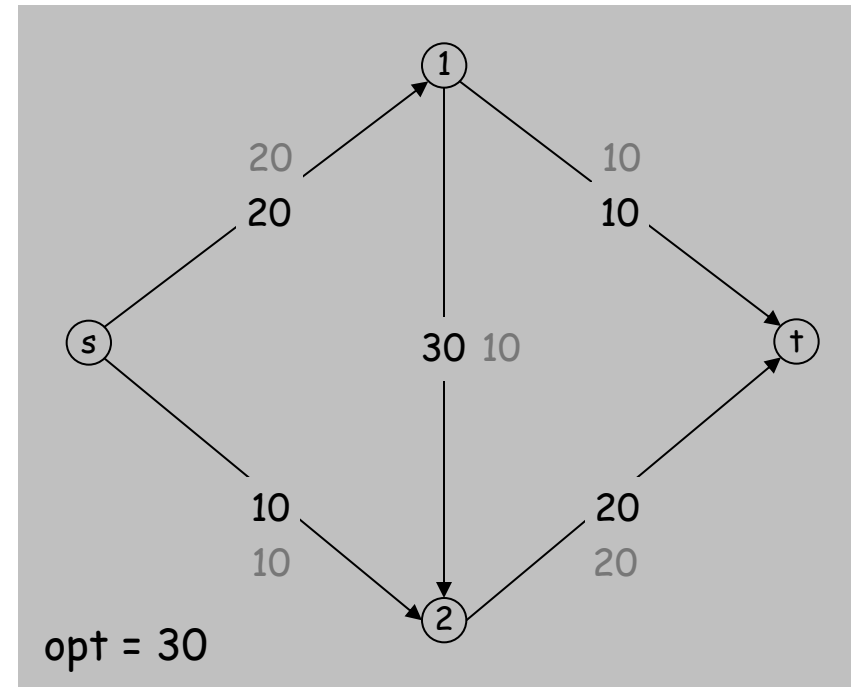
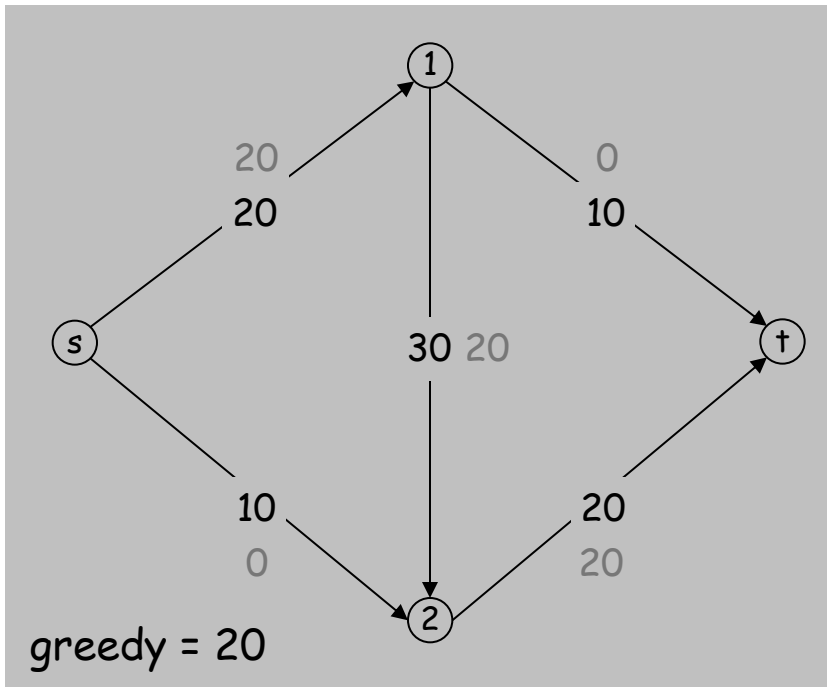
Flow value = 20

Towards a Max Flow Algorithm

Greedy algorithm.

- Start with $f(e) = 0$ for all edge $e \in E$.
- Find an s - t path P where each edge has $f(e) < c(e)$.
- Augment flow along path P .
- Repeat until you get **stuck**.

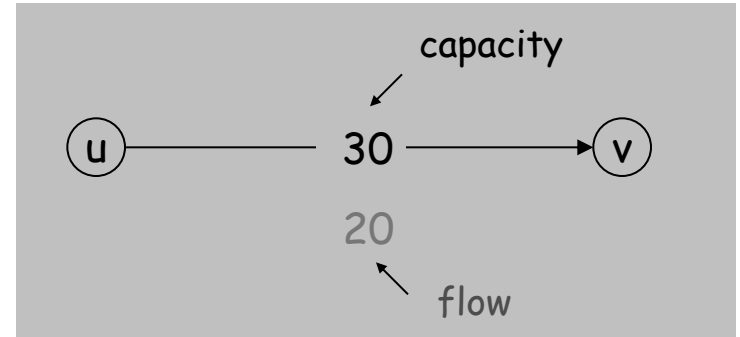
← locally optimality $\not\Rightarrow$ global optimality



Residual Graph

Original edge: $e = (u, v) \in E$.

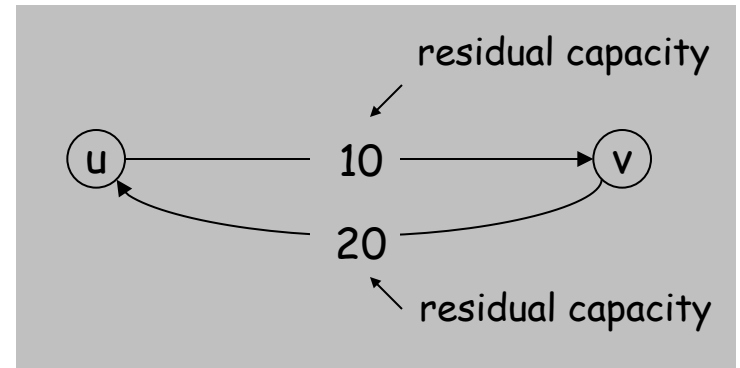
- Flow $f(e)$, capacity $c(e)$.



Residual edge.

- "Undo" flow sent.
- $e = (u, v)$ and $e^R = (v, u)$.
- Residual capacity:

$$c_f(e) = \begin{cases} c(e) - f(e) & \text{if } e \in E \\ f(e) & \text{if } e^R \in E \end{cases}$$


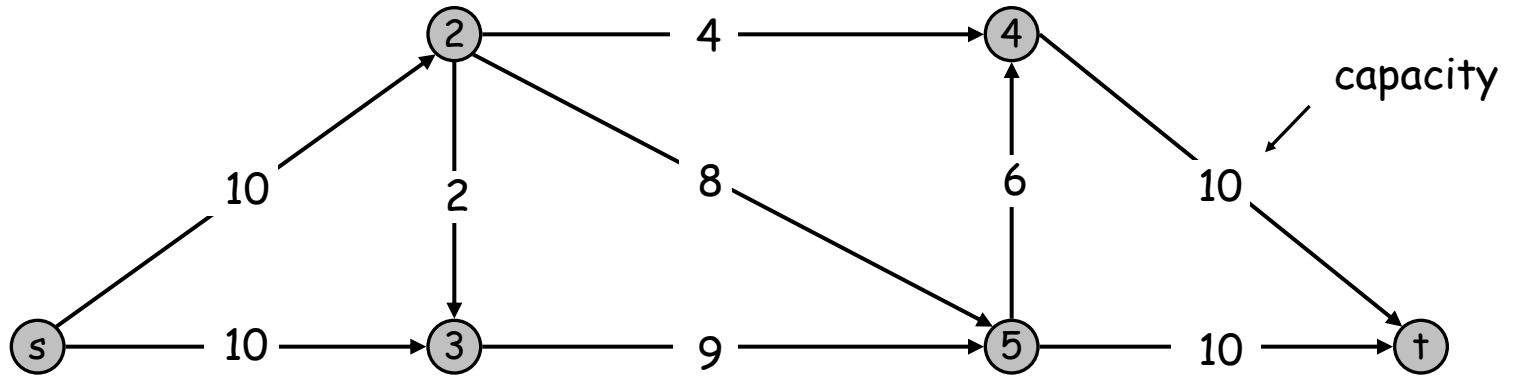


Residual graph: $G_f = (V, E_f)$.

- Residual edges with positive residual capacity.
- $E_f = \{e : f(e) < c(e)\} \cup \{e^R : f(e) > 0\}$.

Ford-Fulkerson Algorithm

G :



Augmenting Path Algorithm

```
Augment(f, c, P) {  
  b ← bottleneck(P)  
  foreach e ∈ P {  
    if (e ∈ E) f(e) ← f(e) + b  
    else      f(eR) ← f(eR) - b  
  }  
  return f  
}
```

forward edge
reverse edge

```
Ford-Fulkerson(G, s, t, c) {  
  foreach e ∈ E f(e) ← 0  
  Gf ← residual graph  
  
  while (there exists augmenting path P) {  
    f ← Augment(f, c, P)  
    update Gf  
  }  
  return f  
}
```


Max-Flow Min-Cut Theorem

Augmenting path theorem. Flow f is a max flow iff there are no augmenting paths.

Max-flow min-cut theorem. [Elias-Feinstein-Shannon 1956, Ford-Fulkerson 1956]
The value of the max flow is equal to the value of the min cut.

Pf. We prove both simultaneously by showing TFAE:

- (i) There exists a cut (A, B) such that $v(f) = \text{cap}(A, B)$.
- (ii) Flow f is a max flow.
- (iii) There is no augmenting path relative to f .

(i) \Rightarrow (ii) This was the corollary to weak duality lemma.

(ii) \Rightarrow (iii) We show contrapositive.

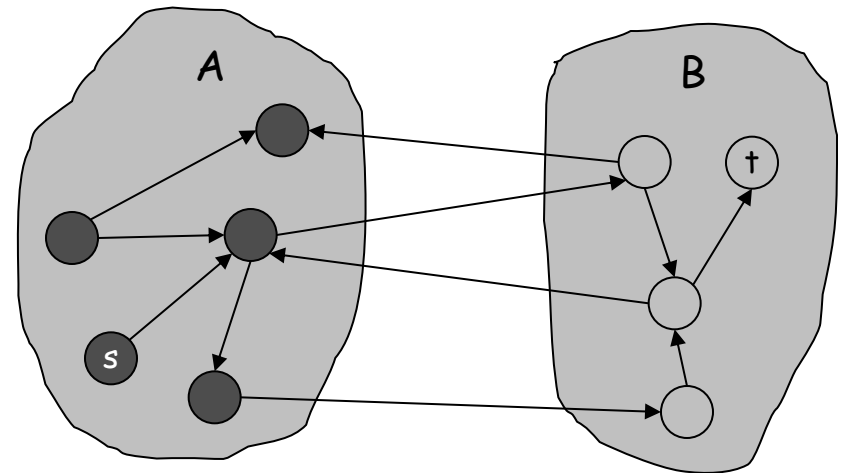
- Let f be a flow. If there exists an augmenting path, then we can improve f by sending flow along path.

Proof of Max-Flow Min-Cut Theorem

(iii) \Rightarrow (i)

- Let f be a flow with no augmenting paths.
- Let A be set of vertices **reachable from s** in residual graph.
- By definition of A , $s \in A$.
- By definition of f , $t \notin A$.

$$\begin{aligned} v(f) &= \sum_{e \text{ out of } A} f(e) - \sum_{e \text{ in to } A} f(e) \\ &= \sum_{e \text{ out of } A} c(e) \\ &= \text{cap}(A, B) \quad \blacksquare \end{aligned}$$



original network

Running Time

Assumption. All capacities are integers between 1 and C .

Invariant. Every flow value $f(e)$ and every residual capacity $c_f(e)$ remains an integer throughout the algorithm.

Theorem. The algorithm terminates in at most $v(f^*) \leq mC$ iterations, where m is the number of edges.

Pf. Each augmentation increase value by at least 1. ■

Corollary. If $C = 1$, Ford-Fulkerson runs in $O(mn)$ time.

Integrality theorem. If all capacities are integers, then there exists a max flow f for which every flow value $f(e)$ is an integer.

Pf. Since algorithm terminates, theorem follows from invariant. ■

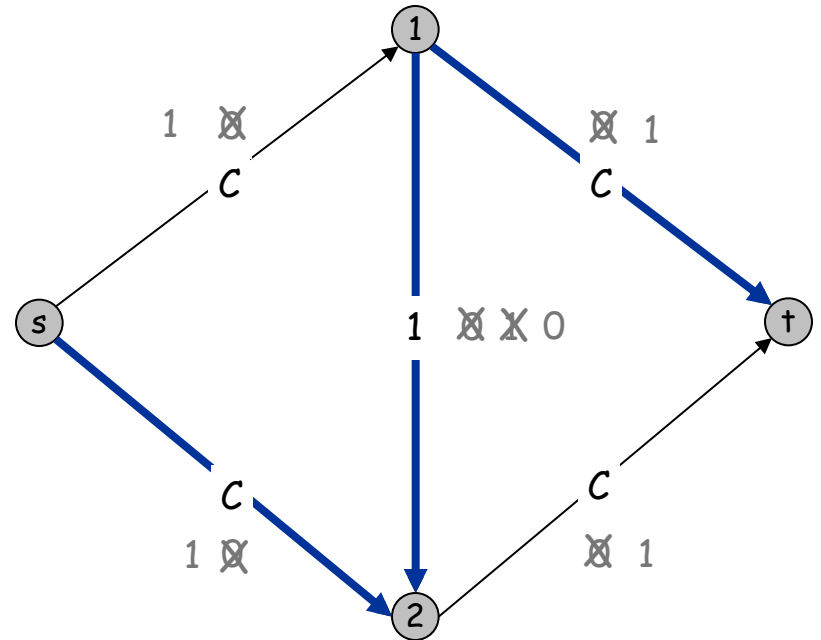
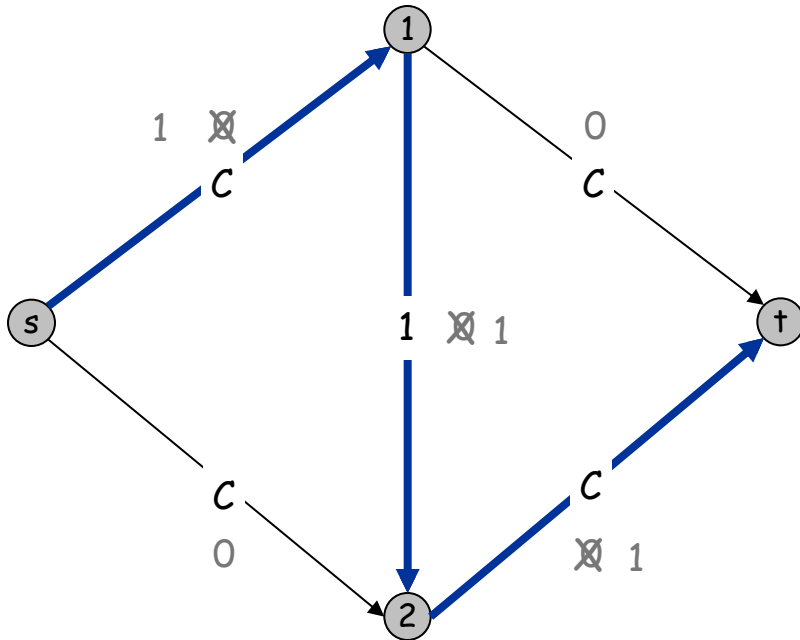
7.3 Choosing Good Augmenting Paths

Ford-Fulkerson: Large Number of Augmentations

Q. Is generic Ford-Fulkerson algorithm polynomial in input size?

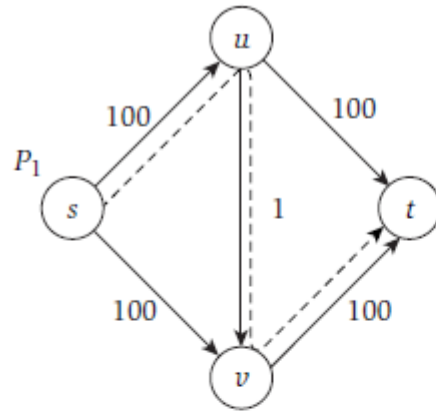
m (# of edges), n (# of nodes), and $\log C$

A. No. If max capacity is C , then algorithm can take C iterations.

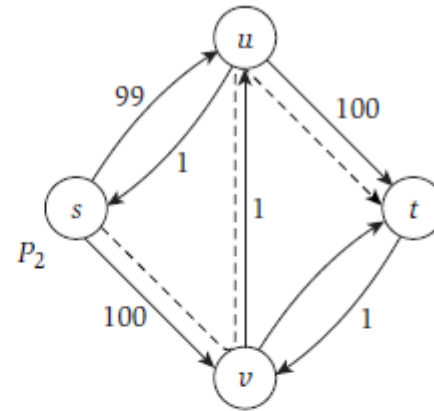


Ford-Fulkerson: Large Number of Augmentations

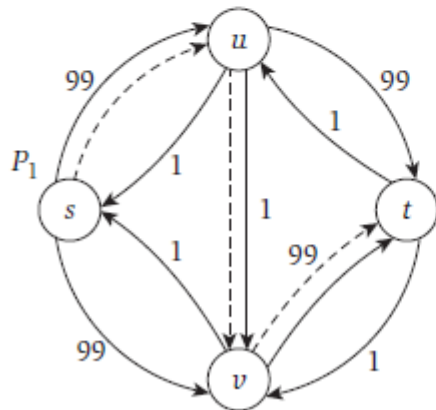
$C=100$



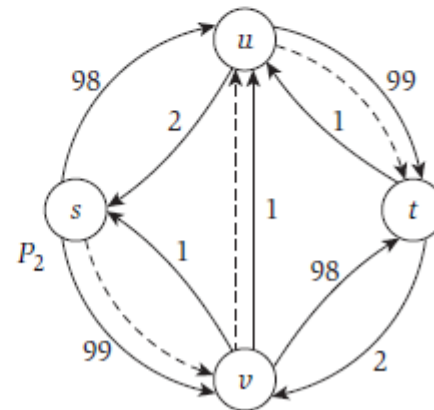
(a)



(b)



(c)



(d)

Choosing Good Augmenting Paths

Use care when selecting augmenting paths.

- Some choices lead to exponential algorithms.
- Clever choices lead to polynomial algorithms.
- If capacities are irrational, algorithm not guaranteed to terminate!

Goal: choose augmenting paths so that:

- Can find augmenting paths efficiently.
- Few iterations.

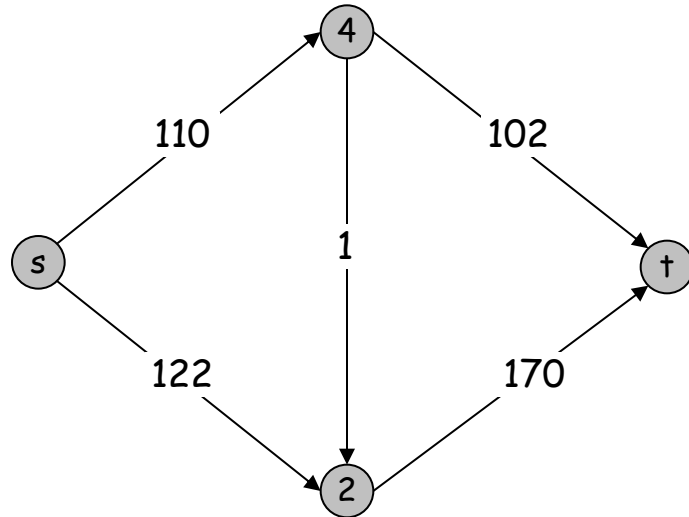
Choose augmenting paths with:

- Both are strongly polynomial algorithms: $O(mn)$

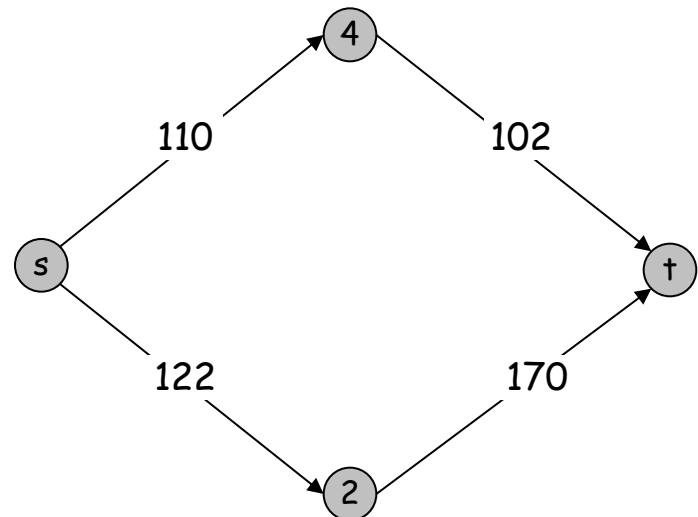
Capacity Scaling

Intuition. Choosing path with highest bottleneck capacity increases flow by max possible amount.

- Don't worry about finding exact highest bottleneck path.
- Maintain scaling parameter Δ .
- Let $G_f(\Delta)$ be the subgraph of the residual graph consisting of only arcs with capacity at least Δ .



G_f



$G_f(100)$

Capacity Scaling

```
Scaling-Max-Flow( $G, s, t, c$ ) {  
  foreach  $e \in E$   $f(e) \leftarrow 0$   
   $\Delta \leftarrow$  smallest power of 2 greater than or equal to  $C$   
   $G_f \leftarrow$  residual graph  
  
  while ( $\Delta \geq 1$ ) {  
     $G_f(\Delta) \leftarrow \Delta$ -residual graph  
    while (there exists augmenting path  $P$  in  $G_f(\Delta)$ ) {  
       $f \leftarrow$  augment( $f, c, P$ )  
      update  $G_f(\Delta)$   
    }  
     $\Delta \leftarrow \Delta / 2$   
  }  
  return  $f$   
}
```

Capacity Scaling: Correctness

Assumption. All edge capacities are integers between 1 and C .

Integrality invariant. All flow and residual capacity values are integral.

Correctness. If the algorithm terminates, then f is a max flow.

Pf.

- By integrality invariant, when $\Delta = 1 \Rightarrow G_f(\Delta) = G_f$.
- Upon termination of $\Delta = 1$ phase, there are no augmenting paths. ▪

Capacity Scaling: Running Time

Lemma 1. The outer while loop repeats $1 + \lceil \log_2 C \rceil$ times.

Pf. Initially $C \leq \Delta < 2C$. Δ decreases by a factor of 2 each iteration. ■

Lemma 2. Let f be the flow at the end of a Δ -scaling phase. Then the value of the maximum flow is at most $v(f) + m \Delta$. ← proof on next slide

Lemma 3. There are at most $2m$ augmentations per scaling phase.

- Let f be the flow at the end of the previous scaling phase.
- $L2 \Rightarrow v(f^*) \leq v(f) + m(2\Delta)$.
- Each augmentation in a Δ -phase increases $v(f)$ by at least Δ . ■

Theorem. The scaling max-flow algorithm finds a max flow in $O(m \log C)$ augmentations. It can be implemented to run in $O(m^2 \log C)$ time.

Still **pseudo polynormal** ! The followings are **strongly polynormal** and $O(mn)$

- Aug. path with fewest # of edges [Edmonds-Karp 1972, Dinitz 1970].
- Preflow-push maximum-flow (notion of node height) [Goldberg 1986].

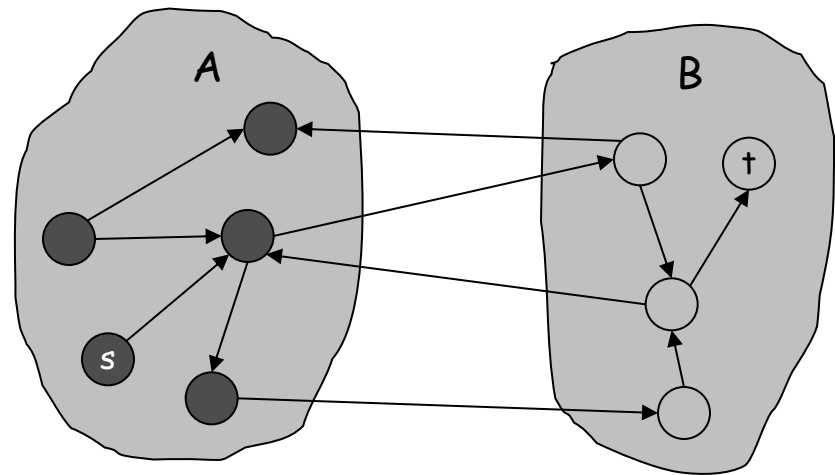
Capacity Scaling: Running Time

Lemma 2. Let f be the flow at the end of a Δ -scaling phase. Then value of the maximum flow is at most $v(f) + m \Delta$.

Pf. (almost identical to proof of max-flow min-cut theorem)

- We show that at the end of a Δ -phase, there exists a cut (A, B) such that $\text{cap}(A, B) \leq v(f) + m \Delta$.
- Choose A to be the set of nodes reachable from s in $G_f(\Delta)$.
- By definition of A , $s \in A$.
- By definition of f , $t \notin A$.

$$\begin{aligned}
 v(f) &= \sum_{e \text{ out of } A} f(e) - \sum_{e \text{ in to } A} f(e) \\
 &\geq \sum_{e \text{ out of } A} (c(e) - \Delta) - \sum_{e \text{ in to } A} \Delta \\
 &= \sum_{e \text{ out of } A} c(e) - \sum_{e \text{ out of } A} \Delta - \sum_{e \text{ in to } A} \Delta \\
 &\geq \text{cap}(A, B) - m\Delta \quad \blacksquare
 \end{aligned}$$



original network