

# CHANNEL DYNAMICS MATTER: FORWARDING NODE SET SELECTION IN COGNITIVE RADIO NETWORKS

Ying Dai, Jie Wu, and Andrew Daniels

Department of Computer and Information Sciences, Temple University

## INTRODUCTION

## MOTIVATION

## PROBLEM

## MODEL

## PRIORITIZATION

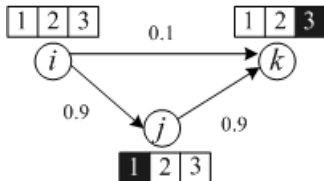
SELECTION  
ALGORITHMS

## PERFORMANCE

## EVALUATION

## CONCLUSION

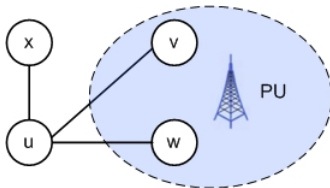
- Routing in Cognitive Radio Networks (CRNs): Primary Users + Secondary Users
- Reliability becomes the main concern.
- Opportunistic routing is a promising solution.
  - Nodes do not stick to a particular route.



# PROBLEM

- Question: Are the previous works on opportunistic routing directly applicable on CRNs?

- Question: Are the previous works on opportunistic routing directly applicable on CRNs?
- The answer is negative.
- One problem is the forwarding node set selection.
  - PUs have to be taken into consideration.



# PROBLEM

- Activities of primary users in CRNs are unknown and unpredictable.
- An optimal solution is unrealistic in such a dynamic environment.
- *Challenge*: How to select the forwarding node set in CRNs?

## OVERVIEW

- To select forwarding sets for each sender, the neighbor nodes need to be prioritized first.
- After defining the weights for each neighbor, the basic algorithm, the greedy algorithm with one backtrack scheme, and the maximum weighted independent set algorithm are proposed.



Prioritize  
Neighbor Nodes

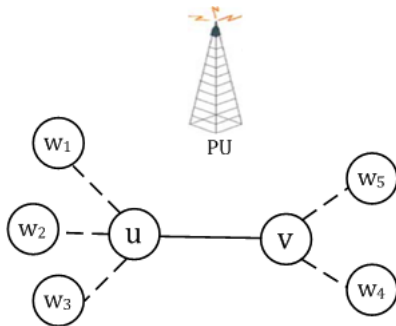
Select  
Forwarding Set

# FORWARDING NODE PRIORITIZATION

- Two factors need to be considered:
  - Interference from primary users;
  - Interference from other nodes.

# FORWARDING NODE PRIORITIZATION

- Two factors need to be considered:
  - Interference from primary users;
  - Interference from other nodes.





FORWARDING NODE  
PRIORITIZATION

- We use a conflict probability of adjacent links to a link  $uv$  to help define the weight of a forwarding node:

$$C_{uv}(m) = \sum_{w \in N_v} \frac{1}{|M_{uw}|} E_{uw}(m) + \sum_{w \in N_u} \frac{1}{|M_{vw}|} E_{vw}(m),$$

where  $N_v$  is the set of neighbor nodes for  $v$ ;  $M_{uv}$  denotes the channels available on link  $uv$ , and  $M_{uv} = M_u \cap M_v$ ;  $E_{uw}(m)$  is a step function with a value of 1 when a channel  $m \in m_{uw}$  and is 0 otherwise.

# FORWARDING NODE PRIORITIZATION

- Based on the definition of  $C_{uv}(m)$ , we now define the *receiving ability* of node  $v$  from its sender  $u$ :

$$R_{uv} = \sum_{m \in M_{uv}} \frac{1}{C_{uv}(m)}.$$

- Obviously, node  $v$ , with more channels that are less likely to be used by adjacent links, has a better value of  $R_{uv}$ .

FORWARDING NODE  
PRIORITIZATION

- Finally, for  $\forall v \in N_u$ , the weight of  $v$  to be selected as a FN of  $u$  is:

$$W_{uv} = R_{uv} \left( \sum_{w \in N_v} |M_{vw} - M_{uw}| \right).$$

- $|M_{vw} - M_{uw}|$  is the number of elements left in  $M_{vw}$  after removing the elements in  $M_{uw}$  from  $M_{vw}$ .
- Nodes that have more non-conflict channels and more links to forward the packets will have a larger weight.

# BASIC GREEDY ALGORITHM

INTRODUCTION

MOTIVATION  
PROBLEM

MODEL

PRIORITIZATION  
SELECTION  
ALGORITHMS

PERFORMANCE  
EVALUATION

CONCLUSION

- **Candidates:** The forwarding nodes are selected from the downstream neighbors, in terms of ETX (estimated transmission count) metrics.
- The ETX of a single link is:

$$\frac{1}{(1 - p_r) \times 1 - p_f}$$

$p_r$  and  $p_f$ : the loss probabilities of the link in the forward and reverse directions.

# BASIC GREEDY ALGORITHM

INTRODUCTION

MOTIVATION  
PROBLEM

MODEL

PRIORITIZATION

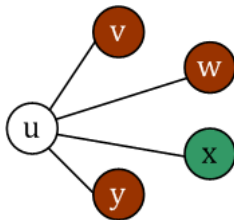
SELECTION  
ALGORITHMSPERFORMANCE  
EVALUATION

CONCLUSION

- Intuitively, the easiest way to select a forwarding set is to apply the greedy algorithm.
- To calculate the forwarding node (FN) set  $F_u$  of  $u$ :
  - Select the node with the largest weight from the remaining candidates.
- **Advantages:** *Simple, less complicated, and relatively reliable.*

## GREEDY ALGORITHM WITH ONE BACKTRACK

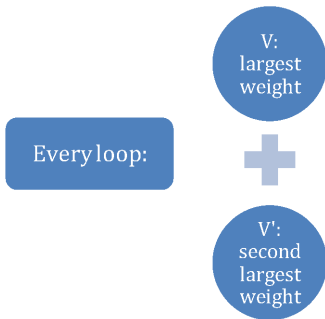
- The basic greedy algorithm is very straightforward and easy to implement.
- However, it is likely that the size of the FN set selected by the greedy algorithm is too small.



- We provide one backtrack scheme for the greedy algorithm.

## GREEDY ALGORITHM WITH ONE BACKTRACK

- During every loop in which one node is selected into the FN set by the greedy algorithm, we keep a backtrack node for it.



- When necessary, the backtrack scheme will go back **one step**, replace one element, and rerun the greedy algorithm from that point.

# GREEDY ALGORITHM WITH ONE BACKTRACK

- The greedy algorithm for selecting  $F_u$  for node  $u$  with backtrack list  $L_B$  maintained is:
  - Every time a node is selected with the maximum weight, maintain a backup node with the second maximum weight;
  - The backup node is later used for backtrack.
- **Overlap** is *possible* between the two lists,  $F_u$  and  $L_B$ .



# GREEDY ALGORITHM WITH ONE BACKTRACK

INTRODUCTION

MOTIVATION  
PROBLEM

MODEL

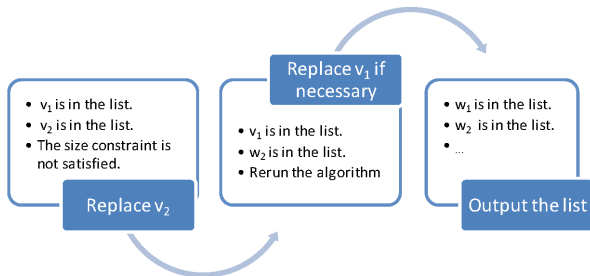
PRIORITIZATION

SELECTION  
ALGORITHMS

PERFORMANCE  
EVALUATION

CONCLUSION

- When the  $F_u$  cannot meet the requirement, e.g, the size requirement  $\tau$ , the backtrack algorithm is used.
  - Starting from the end of the FN list, replace with the corresponding backup node;
  - Repeat the greedy algorithm until the size constraint is satisfied.



# GREEDY ALGORITHM WITH ONE BACKTRACK

Some highlights are:

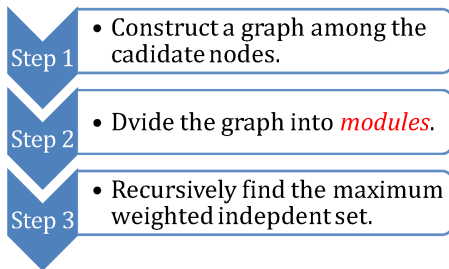
- We use the size requirement, which can be extended for other requirements.
- We only maintain one backtrack list here. Of course, more backtrack lists can be maintained, if one cannot find the appropriate FN set.
- The complexity of this backtrack scheme is low, since only one node is maintained for each node in the FN set.

# MAXIMUM WEIGHTED INDEPENDENT SET ALGORITHM

- The previous two algorithms cannot ensure that the selected FN set is the one with the maximum weight.
- Next part  $\rightarrow$  the algorithm that gives the optimal result as of the overall weight.

# MAXIMUM WEIGHTED INDEPENDENT SET ALGORITHM

The process of the Maximum Weighted Independent Set Algorithm is:



# MAXIMUM WEIGHTED INDEPENDENT SET ALGORITHM

First, here are two definitions:

## DEFINITION

Given node  $u$ , its neighbor set  $N_u$ , and the distance threshold  $\sigma$ , we define a graph  $G_u(\sigma)$ , where

- 1  $v$  is a vertex in  $G_u(\sigma)$ , iff  $v \in N_u$ ,  $v$  is smaller of ETX to the destination than  $u$  and satisfies ETX constraint;
- 2 an edge exists between two vertices,  $v$  and  $w$ , in  $G_u(\sigma)$  iff  $d_{vw} > \sigma$ ,

## DEFINITION

Given a  $G_u(\sigma)$ , suppose  $U$  is a subset of the vertex in  $G_u(\sigma)$ . For a node  $v$ , which is a vertex of  $G_u(\sigma)$  and  $x \notin U$ ,  $x$  “distinguishes”  $U$  if  $x$  has both a neighbor and a non-neighbor in  $U$ .  $U$  is a *module* if it is indistinguishable for the vertices outside  $U$ .

MAXIMUM WEIGHTED  
INDEPENDENT SET ALGORITHM

INTRODUCTION

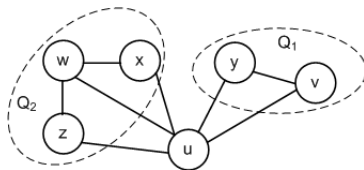
MOTIVATION  
PROBLEM

MODEL

PRIORITIZATION  
SELECTION  
ALGORITHMSPERFORMANCE  
EVALUATION

CONCLUSION

- An example for modules in a graph:



- The node  $x$  distinguishes the node set  $\{z, w\}$ , since  $x$  has both a neighbor and a non-neighbor in  $\{z, w\}$ .  $x$  cannot distinguish the node set  $\{y, v\}$  since neither  $y$  nor  $v$  is  $x$ 's neighbor.
- *Two modules:*  $Q_1 = \{y, v\}$  and  $Q_2 = \{z, w, x\}$ .

## PERFORMANCE EVALUATION

## INTRODUCTION

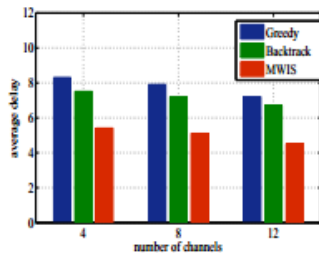
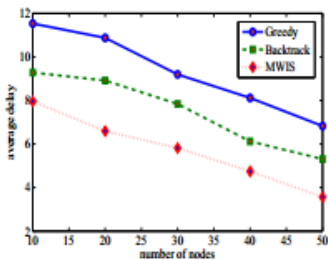
MOTIVATION  
PROBLEM

## MODEL

PRIORITIZATION  
SELECTION  
ALGORITHMSPERFORMANCE  
EVALUATION

## CONCLUSION

- We compare the three algorithms by varying different network parameters:



# CONCLUSION

- We consider the FN set selection problem in CRNs under the opportunistic routing.
- Three algorithms are proposed: the basic algorithm, the greedy algorithm with one backtrack scheme, and the maximum weighted independent set algorithm.
- The simulation results show desirable performance of our algorithms.



WoWMoM  
2014

YING DAI

INTRODUCTION

MOTIVATION  
PROBLEM

MODEL

PRIORITIZATION  
SELECTION  
ALGORITHMS

PERFORMANCE  
EVALUATION

CONCLUSION

*Thank you!*